
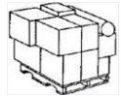
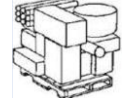


Fiber Film -Product Selection- Map

Application Type	Application Details		Load Type								
			Type A 			Type B 			Type C 		
			Less than 400kg	>400kg	>800kg	Less than 400kg	>400kg	>800kg	Less than 400kg	>400kg	>800kg
Manual	Hand		FF Manual L	FF Manual GP		FF Manual L	FF Manual GP	FF Manual HD	FF Manual GP	FF Manual HD	
						FF Manual HD					
Machine	Tension Brake		FF ALPHA L	FF ALPHA L	FF ALPHA GP	FF ALPHA GP	FF ALPHA GP	FF ALPHA HD	FF ALPHA HD	FF ALPHA HD	FF ALPHA HD
	Pre-Stretch System	Pre-Stretch at 150%	FF BETA L	FF BETA GP	FF BETA HD	FF BETA L	FF BETA GP	FF BETA HD	FF BETA GP	FF BETA HD	
		Pre-Stretch at 200%	Standard & Advanced Machines	FF GAMMA SL & L	FF GAMMA GP	FF GAMMA HD	FF GAMMA L	FF GAMMA GP	FF GAMMA HD	FF GAMMA GP	FF GAMMA HD
		Pre-Stretch > 240%	Advanced Machines (High speed)	FF DELTA L	FF DELTA GP	FF DELTA HD	FF DELTA L	FF DELTA GP	FF DELTA HD	FF DELTA GP	FF DELTA HD